



You are
AMAZING.
You are
IMPORTANT.
You are
SPECIAL.
You are
UNIQUE.
You are
KIND.
You are
PRECIOUS.
You are
LOVED.

Year 4 Home Learning - week beginning 13th

July

The Year 4 home learning this week was set by Mrs Moss. Please email me at sheridan.moss@stbertelines.co.uk if you have any queries relating to the work. However, continue to send your lovely photos and pictures to your class teacher who will share them on your class page.

Do not feel like you have to do everything on this list! Choose the level of challenge in maths and make sure you do some times tables practise and the arithmetic tests. Keep reading and learning your spellings; do as much of the other areas as you can fit into your week. Oak Academy and BBC Bitesize all have an excellent range of lessons, you could pick and choose from there too if you want to.

Maths:

Learning objective:

- Investigate the place value of different number systems
- Investigate Roman Numerals up to 100
- Identify and complete number sequences

(The stars beside each task indicate the level of challenge; one star is the first level, with it becoming progressively more challenging. Choose which challenge you want to do!)

*/**/*** <https://classroom.thenational.academy/lessons/to-investigate-the-place-value-of-different-number-systems>

*/**/*** <https://classroom.thenational.academy/lessons/to-investigate-roman-numerals-up-to-one-hundred>

*** http://downloads.bbc.co.uk/schools/primaryhistory/worksheets/british_history/bhw_roman_numerals_worksheet.pdf

*/**/*** <https://classroom.thenational.academy/lessons/to-identify-and-complete-number-sequence>

Have you tried a tables check recently? www.timestables.co.uk/multiplications-tables-check

Also – you will find the Y4 arithmetic paper attached. If you want to try another year groups test, simply click on that year group's home learning page. (Keep those calculation skills sharp!)



ARABIC NUMERAL	ROMAN NUMERAL	ARABIC NUMERAL	ROMAN NUMERAL
1	I	20	XX
2	II	30	XXX
3	III	40	XL
4	IV	50	L
5	V	60	LX
6	VI	70	LXX
7	VII	80	LXXX
8	VIII	90	XC
9	IX	100	C
10	X	500	D
		1000	M

English:

This week I want you to write a letter to your teacher using accurately written **sentences, paragraphs and questions**. Follow the first link to revise the key features of a sentence and how to use them correctly in your writing. The second link teaches you how to add extra information to a sentence using **subordinating conjunctions**.

<https://www.bbc.co.uk/bitesize/articles/zm6wjhv>

<https://www.bbc.co.uk/bitesize/articles/z6ki2sg>

Now follow this lesson to plan out your letter, write it out neatly and accurately then post it to your teacher at the school address. Can you use any fronted adverbials? (Look for the sheet in your resources folder)

St Berteline's C of E Primary School

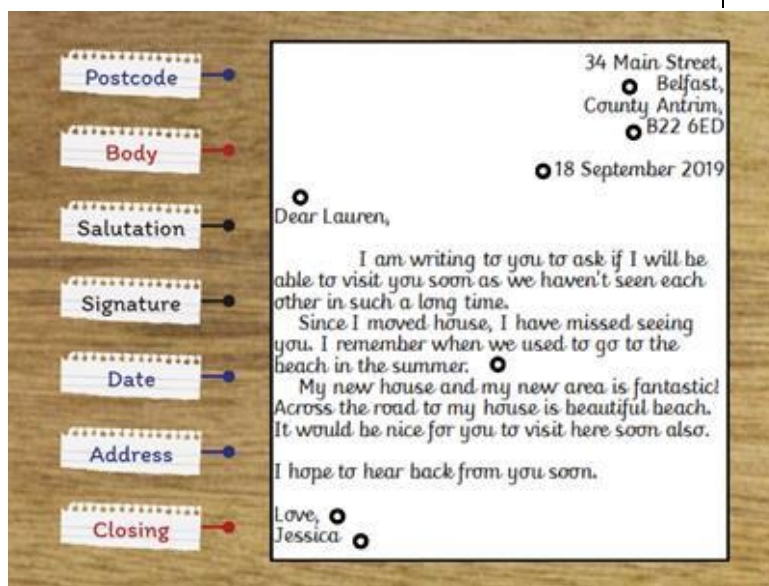
Norton Lane,

Norton,

Runcorn




WA7 6QN

<https://www.bbc.co.uk/bitesize/articles/zmmvtrd>



Spellings:

SPELLING MENU

1. ABC Order  Write all of your spelling words in alphabetical (ABC) order.	2. Word Parts Write your words. Then use a coloured pencil to divide the words into syllables. e.g. jumping caterpillar	3. Other Handed Write each word 5 times, switching the hand you write it with each time. Say the word as you spell it.	4. Vowel Spotlight Write your words using one colour for the vowels and another colour for the consonants. (vowels: a, e, i, o, u)
5. Use Technology Type out your spelling words on the computer. Try to use at least 4 different fonts. 	6. Pyramid Words s sp spe spel spell spelli spellin spelling (or make them boat shaped, star, smiley face, etc.)	7. "Ransom" Words "Write" your words by cutting letters out of a newspaper or magazine and gluing the letters on a piece of paper to spell your words. 	8. Rainbow Words Write your spelling words with coloured pencils. Make each letter a different colour. 


You will see the Year3/4 word list attached and the expectation is that a year 4 can spell half these words by the end of the year. This week I want you to focus on learning the next 12 words. (Which should mean that the first 60 words are secure.) Use lots of different strategies to help you learn.

Science:

Learning objective: Understand the water on Earth is constantly moving. It is recycled over and over again. This recycling process (**evaporation** and **condensation**) is called the water cycle.

Follow this link to learn all about the Water Cycle.....



<https://www.bbc.co.uk/bitesize/topics/zkgg87h/articles/z3wpp39>



bag, permanent markers, tape, water, food colouring and a window with exposure to sunshine. Now draw out the water cycle on the plastic bag (include sun, clouds and water at the bottom). Draw on the arrows to show evaporation , condensation and precipitation.

You could make your own water cycle experiment using a sealable plastic sandwich

bag, permanent markers, tape, water, food colouring and a window with exposure to sunshine. Now draw out the water cycle on the plastic bag (include sun, clouds and water at the bottom). Draw on the arrows to show evaporation , condensation and precipitation.



Make your own foldable record of your experiment to explain what is happening.

The Water Cycle

Tune: She'll be Coming Around the Mountain

Water travels in a cycle, yes it does!
Water travels in a cycle, yes it does!

It goes up as **evaporation**,
And forms clouds as **condensation**.
Then comes down as **precipitation**,
yes it does!



Maybe you could write your own song or rap to help you remember what is happening in the water cycle, record yourself and send it to me..... I'd love to hear it!

Art:

This week the artwork is based around the theme of a heart to link with our R.E. Research your own ideas or choose whichever of these three techniques you like the look of and create your own 'heart art'!

1.) Try some Kandinsky inspired heart art.



<https://www.artycraftykids.com/art/kandinsky-inspired-heart-art/>



2.) If you enjoyed the art last week try this 3D optical illusion heart art.

<http://www.pinkstripeysocks.com/2018/01/3d-optical-illusion-heart-drawing-craft.html?m=1>

3.) Try this Jim Dine inspired heart using collage techniques.

JIM DINE TEXTURED HEART

by Art Projects for Kids.Org

Supplies:

- Card Stock paper
- Tissue Paper
- White Glue
- Oil Pastels



1. Use watery glue to attach strips of tissue to paper.



2. Trim off excess. Use oil pastels to color heart.



3. Add layers and layers until it is finished.

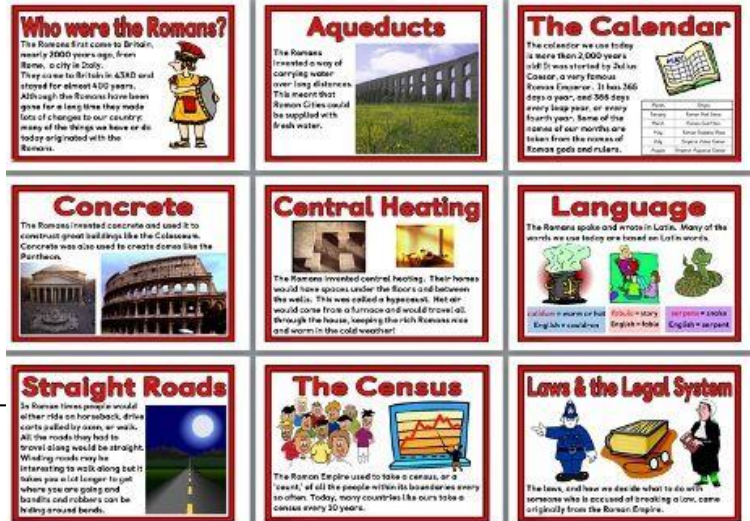
History:

The Romans.

What did the Romans do for us? Find out just how much today's Britain has been influenced by the Romans. Write a long list of all the things that changed in Britain because of the Romans. You could present this as a poster, a mind map or create slides on the computer using powerpoint.

<https://www.bbc.co.uk/bitesize/clips/zwjhfrd>

<https://www.bbc.co.uk/bitesize/topics/zqtf34j/articles/z2dr4wx>



RE and Worship:

Vulnerability is not weakness! It is not winning or losing, it is having the courage to show up, be seen when you have no control over the outcome. It is about asking for what you need, having hard conversations and talk about how you are feeling.

Please watch the Church of England's Collective Worship assembly:

<https://www.churchofengland.org/faith-action/faith-home/faith-home-videos/collective-worship-primary-schools-episode-9>

Christians believe, that being vulnerable means you are honest with who you are and how you feel. It's about being real with God and people you meet. It is hard to be vulnerable, to feel out of control or anxious about situations. Christians are reminded throughout the Bible that God's power and grace is enough, that even in times of vulnerability, He is in control and we will not be left abandoned or alone.

'What makes you vulnerable makes you beautiful!' Brené Brown

Think about the times when we have had the courage to be honest to ourselves and others, to show love, ask for help or apologise.

Genuine vulnerability enables you to share your emotions, be honest or say sorry when needed. It allows you to ask for help when you are struggling. This takes courage, as you will have to put yourself in a place where you might get hurt or rejected, but what would you miss out on if you didn't ever take a risk?

Our Bible story this week is: The lady who pours oil on Jesus' feet (Matthew 26: 6-13)





Look at this picture carefully, what do you notice? Who do you think the characters in the image are? How do you think they are feeling?

I wonder what you think about this story. Which phrases or words stand out for you? Think about the woman in the story, what did she do for Jesus?

In another version of this story, it says that the woman used her hair and tears to wash Jesus' feet. What does this tell you about the woman and how she felt about Jesus?

The woman in the story made herself vulnerable, she did something that was different to the normal Jewish custom and culture of the time, which could have resulted in her being rejected, laughed at or thrown out of the house. (Women in Bible times wouldn't have taken their hair down in public, or poured huge amounts of oil on a guest. Guests usually were anointed on arrival at someone's house with a dab of oil, but the oil that the woman used was hugely expensive and precious.)

The woman was willing to share her most precious possession with Jesus and place herself at his feet to show how much she loved and honoured him as Messiah.

How must she have felt when the other disciples started being unkind towards her and what she had done? I wonder if you have ever been in a situation like this, where you have made yourself vulnerable and been told off or laughed at?

Did you say 'I won't be doing that again, it hurt too much.' Or 'Yes that hurt my feelings, but I am willing to have the courage to take a risk like that again.' (Can you draw pictures or act out the occasion this happened to you?) Have ever responded like the disciples to someone, when they have made themselves vulnerable to you?

Look at what Jesus said to the disciples ... **'She has done a beautiful thing to me.'** Jesus recognised the beauty in her gift and vulnerability, he loved her for what she had done and who she was.

Can we follow the example Jesus sets here, by responding in love and kindness when someone makes themselves vulnerable? Jesus also said to his disciples that she would be remembered for what she did, in a good way. The fact that we are reading her story now, means we are remembering her for this loving and generous act.

Reflection: How does this story make you feel? Do you find it hard to find the courage to be vulnerable?

Christians believe that God loves everyone for who they are and He will give them the courage when they ask for it. Being vulnerable means you are honest with yourself, and you don't hide behind anything or anyone.

Listen to this song called 'I am Amazing' by Philippa Hanna

<https://www.youtube.com/watch?v=fVNKj0fbMiU> Listen carefully to the lyrics.


*That I am amazing, in spite of what I can see, When I look at myself wishing I could be anyone other than me
Cos I was created With everything I could ever need So I'm not gonna change I'm gonna stay just the way God made me.*

Christians believe that God created each person perfectly unique. The Bible tells Christians that God knew each person before they were born, watched as they grew and even knows how many hairs there are on each person's head! (Taken from Psalm 139) This reminds Christians that God knows everything about each person, mistakes, faults, cracks, good deeds, kind thoughts etc. So, it is ok to be vulnerable before God, because he knows and loves each person just the way they are.

TASK: I wonder what makes you amazing... draw a picture of yourself in the middle of the page or use a photograph. On strips of torn paper write down all of the things that make you amazing and stick those around the outside of your picture/photo so they stand up and look 3D (do this by just gluing the ends of each strip down.) You could then choose another member of your family to do this task about, what a lovely gift it will be to receive messages about how amazing they are.

Let us pray... hands together and eyes closed...

Dear God, as I journey and dance through my life ... help me; to be vulnerable. To know that I am beautifully and wonderfully made. To have courage to be myself. To connect with others. To live a life of joy and thankfulness. To remember that I am enough and loved by you. *Amen*



"But the people who trust the Lord will become strong again. They will be able to rise up as an eagle in the sky. They will run without needing rest. They will walk without becoming tired." Isaiah 40:31 (ICB)



St Berteline and St Christopher's Church
The Parish of Norton

 THE CHURCH
OF ENGLAND
Diocese of Chester

<http://www.stbertschurch.org.uk/service-videos/>

A message from St Bert's Church...Welcome, as we have suspended services for the moment we will keep this page up to date with our new regular web services at 10am. These will be broadcast through Facebook Live but we will then update them onto our website.