



St Bertelina's Church of England Primary School

Year 2 Home Learning

Week beginning: 29th June 2020

Home learning this week was set by Mrs Burton.


Please email kate.burton@stbertelines.co.uk if you have any queries relating to the home learning.

Hello.

Guess who's back...it's the bear with a bright red hat!



Let's see where he has been to this time on his travels...



In the UK we have four different seasons. At the moment it's late spring in London, almost summer. Mr Relf, from Unicef, says that in Venezuela they only have two seasons, wet or dry.

Venezuela lies next to the Caribbean Sea which has clear blue waters and long white beaches. It sounds very nice but I think I'd prefer the mountains which would be cooler for a bear. Venezuela also has the world's tallest waterfall called Angel Falls.

Unicef helps children go to school in Venezuela. This month you can read about a girl called Angela who gets hot lunches from Unicef to keep her healthy and learning in class.

With love from
Paddington

Remember you don't need to complete everything that we set, just choose what you want to do.

Look out for the stars next to each task and choose one which is suitable.

There are 3 differentiated challenges which have been graded with stars. At home, try your best to work your way through the levels when you are ready to:

1 ★ = easy,

2 ★ ★ = medium and

3 ★ ★ ★ = hard



Measurement – revision of height and length mm/cm/m

Objectives:

Choose and use appropriate standard units to estimate and measure length/height in any direction (m/cm)

Compare and order lengths and record the results using $>$, $<$ and $=$

Pupils use standard units of measurement with increasing accuracy, using their knowledge of the number system. They use the appropriate language and record using standard abbreviations.

Comparing measures includes simple multiples such as 'half as high'; 'twice as wide'.

Your Maths worksheets can be found in the resource section of home learning.



Height

Angel falls in Venezuela is taller than the empire state building in New York.

Length

An anteaters tongue is 60cm long.

- 1) What other things in the world is Angel Falls taller than. Think of famous tall landmarks. Is there anything taller than the waterfall?
- 2) Can you find anything at home which is the same length as the anteaters tongue?



<https://whiterosemaths.com/homelearning/year-2/>

Lesson 1: Measure length (cm)

Lesson 2: Compare lengths

Complete the Length worksheet in the resources section



Reasoning and Problem Solving - please find this work in the resources section. (Where the problems say "objects from your classroom" please use objects from your home)

Test Base: Weekly Arithmetic tests have also been uploaded onto the Home Learning Page. If you fancy more of a challenge please select a different year group e.g. Year 2 or Year 3.

English- Reading, Writing and SPaG

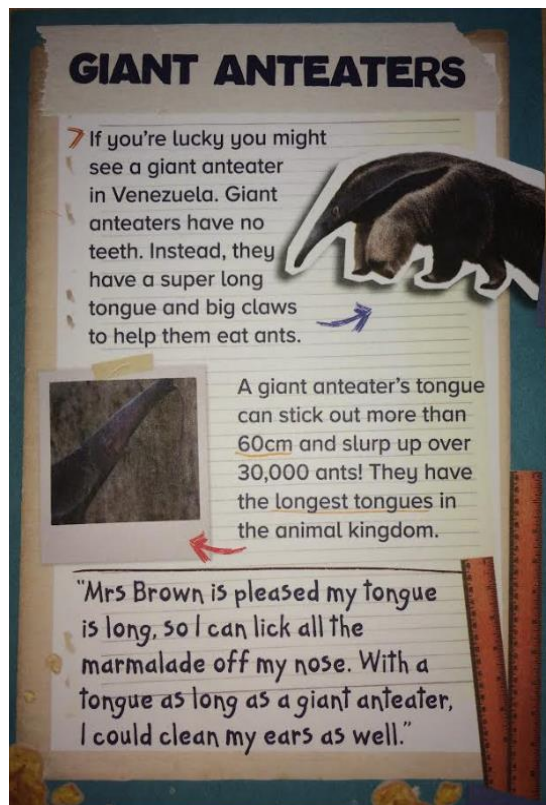
Reading: In Catatumbo, Venezuela there can be 100,000 lightning strikes in a single night. Your reading is linked to science this week. All About Thunderstorms Activity pack in the resources section.

Reading Comprehension: The Bear Who Came to Babysit- please find the comprehension story and questions in the resources section. The questions are star rated so please choose the appropriate level.

Punctuation and grammar: Please complete SPAG mat 1 and mat 2 in the resources section

Spellings: Please refer to the spelling grid in the resources section of the home learning. What exciting ways will you learn your spellings this week?

Writing Tasks:



Postcard/greetings card for Paddington (*postcard template in the resources section)

Do you remember when we wrote a letter to Paddington to ask him to visit us at school? He sent his London bus to visit us because he was on his travels. Wouldn't it be lovely to write a postcard to Paddington Bear or make him a greetings card? Use the template for the postcard in the resources section. You can tell Paddington what you have been up to during lockdown and then post your card to school. The teachers will collect the postcards and then post them all together and send them to Paddington's address.



Anteaters Non-Chronological Report and Video (*report template in the resources section)

Find out everything you can all about Anteaters. Non chronological report with the information you find. You can use some of the facts from Paddington's card he sent to us. There is a template for the report in the resources section.

Here is a photograph of Sir David Attenborough with an Anteater. Ask your parents to record you presenting a nature program just like he does. Use the information from your report to create your video. Your teachers would love to see this so please send your videos to them in an email.



Holiday Brochure – can you make your own travel brochure/booklet all about going on holiday to Venezuela?

Things to Include in a Travel Brochure

- Brief summary of the setting, with highlights of important places
- Location, including a map
- Geography
- Major cities, Well-known places
- Historic Sites and Landmarks
- Recreation and Outdoor Activities—parks, sports, water
- Entertainment
- Climate and overall weather conditions
- Transportation
- Arts and Culture - places to visit
- Languages and Local Dialect
- Food that the area is known for
- Pictures/Graphics
- Additional Information

You don't need to include all of the ideas on the list above, just pick as many as you want to include. There is a template you can use in the resources section.

Science –Seasons/Weather or Materials (You may wish to choose both)

Objectives:

Seasons:

Observe changes across the 4 seasons

Observe and describe weather associated with the seasons and how day length varies

Pupils should observe and talk about changes in the weather and the seasons.

Materials:

To distinguish between an object and the material from which it is made.

Pupils should explore, name, discuss and raise and answer questions about everyday materials so that they become familiar with the names of materials and properties such as: hard/soft; stretchy/stiff; shiny/dull; rough/smooth; bendy/not bendy; waterproof/not waterproof; absorbent/not absorbent; opaque/transparent.

Identify and compare the suitability of a variety of everyday materials, including wood, metal, plastic, glass, brick, rock, paper and cardboard for particular uses

They should think about the properties of materials that make them suitable or unsuitable for particular purposes.

Pupils might work scientifically by: performing simple tests to explore questions, for example:

‘What is the best material for an umbrella? ... for lining a dog basket? ... for curtains? ... for a bookshelf? ... for a gymnast’s leotard?’



Seasons: Can you remember all of the work we have been doing this year about seasons? How many seasons are there? Which seasons are we in now? Which months of the year are in this season? What signs can you see around you?

Can you draw Paddington wearing an outfit which would be suitable to wear for the Summer season? He is currently wearing his duffle coat and hat and is feeling rather warm.

In Venezuela they only have 2 seasons. They are known as the Wet season and the Dry Season. Can you find out some facts about each season? Why have the seasons been given these names?

Wild Weather: well I know we have all been enjoying the warmer weather and also the thunder storms we have had too.



Sometimes lightening does strike twice. In Catatumbo, Venezuela, it strikes all the time – there can be over 100,000 lightning strikes in a single night!



Scientists think it might have something to do with the unique mountains in the area. Take a look at this video all about a photographer who takes pictures of the lightning in Catatumba –what a dangerous and exciting job he has. His photos are stunning.

<https://www.youtube.com/watch?v=4DH8LAa-caA>

Thunder storms –why does it thunder and lightning? Read the All About Thunderstorms Activity pack in the resources section.

Materials:




In Venezuela on Christmas Day in Caracas, everyone travels to church on roller skates.



Here is a photograph of me wearing my roller skates – some of you have spotted me skating at the Roller Disco in Frodsham with Phoebe and Austin.

Can you investigate which materials have been used to make my roller skates? Why were these materials chosen? Design your own roller skates, label the materials they are made out of and underneath write why these materials have been chosen to make them.

RE and Worship:



Awaken your inner bravery. Courage doesn't always roar. Sometimes courage is the little voice at the end of the day that says I'll try again tomorrow.

Please watch the following video:

<https://www.churchofengland.org/faith-action/faith-home/faith-home-videos/resources-church-leaders-episode-1-courage>

You may wish to listen to:

'Something inside so strong' This version is by the Lewisham and Greenwich NHS Choir
<https://www.youtube.com/watch?v=4zepf15fEPE>

Derek Redmond's Olympic Story:

<https://www.youtube.com/watch?v=t2G8KVzTwfw>

Derek Redmond didn't win a medal at the 1992 Olympic games in Barcelona, but he did bring 65,000 spectators to their feet in a standing ovation recognising his incredible act of courage. Derek Redmond found courage in himself but also through the support of his father.

Or watch Captain Tom Moore completing his 100th Lap <https://www.bbc.co.uk/news/uk-england-bedsbucks-herts-52333127>

Courage is a common theme in many family films.

Watch 'Finding Nemo' or 'Finding Dory' & talk about the many times these two small fish face up to their fears in the course of their journeys, for the sake of friendship. This clip focuses on the moment that

Nemo shows courage in saving Dory from the fishermen's net:

<https://www.youtube.com/watch?v=ulucJnxT7B4>

Story from the Bible –**David and Goliath.** <https://www.youtube.com/watch?v=mOyVluM1ASg>
Listen carefully to the things that David says in the story, as they show us what gave David courage.

So, what was it David said?

I wonder how David felt when he faced Goliath. In some ways, David felt no differently facing Goliath than he would have facing a lion or bear that was threatening his sheep...he believed that the same God who gave him courage to do this would be with him in facing Goliath. That was the secret of his courage.

Let us Pray, hands together and eyes closed:

Dear God, you know that I often feel frightened at the moment. Frightened about what will happen to me, to those I love and to our school community. But I know that you have been with me, I know that you will be with us today and I know that you will be with me in the future. Give me courage to do the big things, the little things and the difficult things that will make a difference to someone else today. Amen

1. GIVE THANKS for something that was good today
2. ASK FOR HELP with something that scares you at the moment
3. REFLECT on your day and think about the things that have given you courage and the things that have discouraged you
4. SAY SORRY for the times you have lacked courage, or discouraged someone else
5. DECIDE how you will keep hold of your courage tomorrow



Geography –Where in the world is Paddington Bear?

Can you locate Venezuela on a map, globe or use Google Earth to show you where it is?

Can you find?

- key physical features, including: beach, cliff, coast, forest, hill, mountain, sea, ocean, river, soil, valley, vegetation, season and weather
- key human features, including: city, town, village, factory, farm, house, office, port, harbour and shop

How different is Venezuela to where we live? What geographical similarities and differences are there?

Paddington Bear mentions **Mountains, Angel Waterfall, Caribbean Sea** (clear blue water), **long white beaches, Caracas, Catatumbo** in his postcard to us.

Can you choose two of these and find out more about each one?

With all of your research produce a “Wish You Were Here” poster about Venezuela.



The teachers are looking forward to seeing what you complete at home this week so if you get the chance to send your class teacher some photographs, that would be wonderful!

