



St Bertelina's Church of England Primary School

Year 3 Home Learning

Week beginning: 22nd June 2020

Home learning this week was set by Mrs Dippnall. Please email:

joyce.dippnall@stbertelines.co.uk

If you have any queries relating to the home learning. Continue to send your lovely pictures and general comments to your class teacher so that we can share them on each class page.

*There's been a bit of a change in the weather this week!
Did you see any of the spectacular thunder storms? Wow!
All of my plants are growing quickly –
as the rain and warm temperatures give them lots of
encouragement! (Pity about the weeds!)*



I think that there are some great ideas for you to think about and follow through this week, so it's over to you!

Maths

Continuing a focus on measurement:

Lesson Objectives:

- I can *compare* weights using g and kg.
- I can *measure* weights using g and kg.
- I can *add & subtract* weights using g and kg



(The stars beside each task indicate the level of challenge; one star is the first level, with it becoming progressively more challenging. Choose which challenge you want to do!)

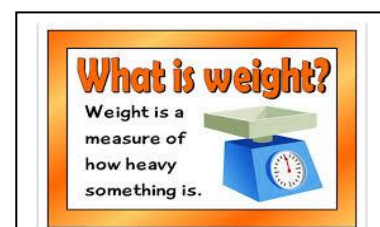
Learn about how we used to measure in history and why we needed a common system of measurement.

<https://www.bbc.co.uk/bitesize/clips/ztj2hyc>

* Follow the link to revise the measures of weight. You will need the poster that you made last week to remind yourself what they are

You will need it for the rest of the work this week.

<https://www.bbc.co.uk/bitesize/topics/z9sfr82>




****** Laugh at the Chuckle brothers trying to sort out different units of weight. We'll be much better, I'm sure!

<https://www.bbc.co.uk/bitesize/clips/zbvqkqt>



****** Choose an object and compare it with objects that are lighter and Begin by estimating and use $<$ and $>$ signs to record your findings. Then use scales from the kitchen to discover how accurate you were. *Suggestion: don't use an elephant as your object! (Joke!)*

<https://nrich.maths.org/210>



******* Follow 3 lessons based on weight (mass) to further your knowledge and – maybe – challenge you to think further about this topic.

<https://classroom.thenational.academy/subjects-by-year/year-3/subjects/maths>



******* Follow the link to solve problems using weights.

<https://www.bbc.co.uk/teach/class-clips-video/maths-ks2-weighing-and-measuring/zrpvcqt>

For your interest – A page explaining how and why it has been important to develop different forms of measurement throughout history.

<https://nrich.maths.org/2568>

Keep up with tables practice. You were doing so very well before the Lockdown!

***** https://www.hamilton-trust.org.uk/maths/year-3-maths/multiplication-and-division/?gclid=CjwKCAjw26H3BRB2EiwAy32zhRiXbX70euMvJNvQZaJmaW8fcVTd_qDyazZUT8XU5_5K4NoCr1ffpxoC8XIQAvD_BwE

****** <https://home.oxfordowl.co.uk/maths/primary-multiplication-division/help-with-times-tables/>

******* www.timestables.co.uk/multiplications-tables-check

Also, you will find the Year 3 arithmetic paper attached on the class page. If you want to try another year groups test, simply click on that year group's home learning page.



English:

This week's focus is on *Instruction Writing*:

This week I want you to follow 5 lessons on the Oak Academy website on instruction writing.

Session 1 <https://classroom.thenational.academy/lessons/instructions-reading-comprehension-fact-retrieval/activities/1>

Session 2 <https://classroom.thenational.academy/lessons/instructions-reading-comprehension-word-meaning>

Session 3 <https://classroom.thenational.academy/lessons/instructions-identifying-and-understanding-the-features-of-a-text>

Session 4 <https://classroom.thenational.academy/subjects-by-year/year-3/subjects/english/>

Session 5 <https://classroom.thenational.academy/lessons/instructions-write-a-set-of-instructions>



Write a set of instructions for something you might make. Perhaps a cake or a Lego model.



Spellings:



You will see the y 3/4 word list attached and the expectation is that a y 3 child will be growing more confident at spelling them. This week I want you to learn the next 6 words. (Which should mean that the first 12 words are secure.) Use lots of different strategies to help you to learn.

Science:

This week's focus is *Skeletons*:

Moving on from thinking about humans – this time considering other animals.

Different species of animal have developed skeletons in different ways – for different purposes and so that they can adapt to their environments.

Why has this happened?

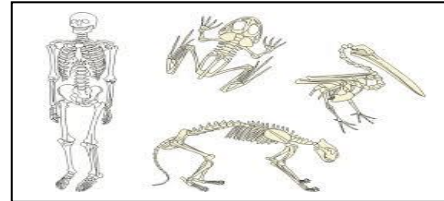

<https://www.bbc.co.uk/bitesize/clips/ztfncvw>

<https://www.bbc.co.uk/bitesize/clips/ztfncvw>

Just to take things further. What about invertebrates?

<https://www.bbc.co.uk/bitesize/clips/zmj8q6f>

Sketch some animal bones and skeletons.



History:

The Romans.

Who were the Romans?

<https://www.theschoolrun.com/homework-help/roman-life-and-culture>

<https://www.youtube.com/watch?v=b9bcogsTGk>

What parts of the world did the Roman Empire cover? Find a map of the Roman Empire and see which countries were part of it.

<https://www.bbc.co.uk/bitesize/topics/zwmpfg8>

<https://www.theschoolrun.com/homework-help/roman-empire>



For an 'overview' of the topic, check out 'Horrible Histories'.

<https://www.youtube.com/watch?v=6dohpfFPi6U>

Lots of interesting ideas and activities to do with the Romans – take a look and experiment!

<https://www.ks2history.com/romans-curriculum-ideas>



